




# Consiliul Local al Municipiului Slatina Județul Olt – România

str. M. Kogălniceanu nr. 1, Slatina, Olt, 230080, tel. 0249/439377; 439233 fax: 0249/439336

Nr. 257/ 28.10.2011



## HOTĂRÂRE

*Referitor la : aprobare execuție bugetară trimestrială aferentă bugetelor aprobate la nivelul U.A.T.Municipiul Slatina pentru anul 2011*

Consiliul Local al Municipiului Slatina întrunit în ședința extraordinară din data de 28.10.2011

*Având în vedere:*

- Raportul explicativ al Direcției Economice înregistrat la nr. 82561 / 26.10.2011 ;
- Expunerea de motive a primarului Municipiului Slatina nr. 29667/ 26.10.2011 ;
- Avizul favorabil al comisiei de buget, finanțe din cadrul Consiliului Local Slatina;
- Prevederile art. 49 alin. (12) și (13) din Legea nr. 273/ 2006 privind finanțele publice locale , cu modificările și completările ulterioare ;

În conformitate cu prevederile art.36 alin (2) lit.a) și alin (4) lit. a) coroborat cu art.45 alin (2) lit.a) din Legea nr.215/2001 privind administrația publică locală, cu modificările și completările ulterioare,

## HOTĂRĂȘTE

**Art.1.** Se aproba execuția bugetară a trimestrului III/2011 aferentă bugetului local de venituri și cheltuieli/2011 , conform anexelor nr. 1,2 și 3 la prezenta hotărâre.

**Art.2.** Se aproba execuția bugetară a trimestrului III/2011 aferentă bugetului instituțiilor publice finanțate integral sau parțial din venituri proprii conform anexelor nr. 4, 5 și 6 la prezenta hotărâre.


**Art.3.** Se aproba execuția bugetară a trimestrului III/2011 aferentă bugetului împrumuturilor externe și interne conform anexelor nr. 7 și 8 la prezenta hotărâre .

**Art.4.** Primarul Municipiului Slatina și Direcția Economică vor duce la îndeplinire prezenta hotărâre.

**Art. 5.** Prezenta hotărâre se comunică la:

- Instituția Prefectului județului Olt ;
- Primarul municipiului Slatina ;
- Administratorul public ;
- Direcția Economică .

Președinte de ședință  
Apostoliceanu Cosmin Bogdan



Avizat pentru legalitate  
Secretarul municipiului Slatina,  
Mihai Ion IDITA

## CONTUL DE EXECUTIE A BUGETULUI LOCAL- CHELTUIELI

la data de 30.09.2011

Cod 21

-lei-

Denumirea indicatorilor *)	Cod indicator	Credite de angajament	Credite bugetare		Angajamente bugetare	Angajamente legale	Plati efectuate	Angajamente legale de platit	Cheltuieli efective
			anuale aprobate la finele perioadei de raportare	trimestriale cumulate					
A	B	1	2	3	4	5	6	7=5-6	8
TOTAL CHELTUIELI (cod 50.02+59.02+63.02+ 70.02+79.02)	4902	184,430,662	309,557,000	278,536,000	309,530,057	128,366,896	103,527,489	24,839,407	87,692,960
Partea I-a SERVICII PUBLICE GENERALE (cod 51.02+54.02+55.02+56.02+57.02)	5002		18,804,000	14,027,000	18,804,000	11,322,664	9,992,165	1,330,499	10,065,889
Autoritati publice si actiuni externe (cod 51.02.01)	5102		8,002,000	6,246,000	8,002,000	6,513,766	5,250,193	1,263,573	5,325,162
Autoritati executive si legislative (cod 51.02.01.03)	510201		8,002,000	6,246,000	8,002,000	6,513,766	5,250,193	1,263,573	5,325,162
Autoritati executive	51020103		8,002,000	6,246,000	8,002,000	6,513,766	5,250,193	1,263,573	5,325,162
Alte servicii publice generale (cod 54.02.05 la 54.02.50)	5402		2,878,000	1,828,000	2,878,000	195,212	128,286	66,926	133,617
Fondul de rezerva bugetara la dispozitia autoritatilor	540205		2,664,000	1,664,000	2,664,000				
Servicii publice comunitare de evidenta a persoanelor	540210		79,000	56,000	79,000	79,000	42,175	36,825	42,524
Alte servicii publice generale	540250		135,000	108,000	135,000	116,212	86,111	30,101	91,093
Tranzactii privind datoria publica si imprumuturi	5502		7,920,000	5,949,000	7,920,000	4,609,930	4,609,930		4,603,354
Transferuri cu caracter general intre diferite nivele ale administratiei (cod 56.02.06+ 56.02.07+56.02.09)	5602		4,000	4,000	4,000	3,756	3,756		3,756
Transferuri din bugetele locale catre bugetul fondului de asigurari sociale de sanatate	560209		4,000	4,000	4,000	3,756	3,756		3,756
Partea a II-a APARARE, ORDINE PUBLICA SI SIGURANTA NATIONALA (60.02+61.02)	5902		1,467,000	1,188,000	1,467,000	1,255,397	969,891	285,506	951,913
Ordine publica si siguranta nationala (61.02.03 la 61.02.50)	6102		1,467,000	1,188,000	1,467,000	1,255,397	969,891	285,506	951,913
Ordine publica (cod 61.02.03.04)	610203		1,311,000	1,056,000	1,311,000	1,108,839	864,435	244,404	850,356
Politie comunitara	61020304		1,311,000	1,056,000	1,311,000	1,108,839	864,435	244,404	850,356
Protectie civila si protectia contra incendiilor (protectie civila nonmilitara)	610205		156,000	132,000	156,000	146,558	105,456	41,102	101,557
Partea a III-a CHELTUIELI SOCIAL-CULTURALE( cod 65.02+66.02+67.02+68.02)	6302	39,984,230	85,607,000	73,441,000	85,603,676	65,853,196	50,176,152	15,677,044	55,388,751
Invatamant (cod 65.02.03+65.02.04+65.02.05+65.02.07+65.02.11+65.02.50)	6502	39,569,000	73,070,000	62,652,000	73,066,676	55,995,018	42,038,768	13,956,250	37,848,288
Invatamant prescolar si primar (65.02.03.01+65.02.03.02)	650203		15,216,000	12,206,000	15,216,000	14,444,048	9,621,710	4,822,338	10,250,724

A	B	1	2	3	4	5	6	7-9	10
Invatamant prescolar	65020301		10,586,000	8,506,000	10,586,000	9,885,530	5,935,748	3,949,782	5,894,842
Invatamant primar	65020302		4,630,000	3,700,000	4,630,000	4,558,518	3,685,962	872,556	4,355,882
Invatamant secundar (cod 65.02.04.01 la 65.02.04.03)	650204	39,569,000	57,504,000	50,186,000	57,500,676	41,317,480	32,192,513	9,124,967	27,364,634
Invatamant secundar inferior	65020401		13,351,000	10,421,000	13,350,730	12,267,697	9,429,494	2,838,203	7,192,076
Invatamant secundar superior	65020402	39,569,000	41,653,000	37,764,000	41,649,946	26,670,953	20,885,389	5,785,564	19,167,102
Invatamant profesional	65020403		2,500,000	2,001,000	2,500,000	2,378,830	1,877,630	501,200	1,005,456
Invatamant postliceal	650205		350,000	260,000	350,000	233,490	224,545	8,945	232,930
Sanatate (cod 66.02.06+66.02.08+66.02.50)	6602		2,148,000	1,626,000	2,148,000	2,134,610	1,418,787	715,823	1,426,081
Servicii de sanatate publica	660208		2,140,000	1,618,000	2,140,000	2,129,410	1,413,587	715,823	1,420,881
Alte cheltuieli in domeniul sanatatii (cod 66.02.50.50)	660250		8,000	8,000	8,000	5,200	5,200		5,200
Alte institutii si actiuni sanitare	66025050		8,000	8,000	8,000	5,200	5,200		5,200
Cultura, recreere si religie (cod 67.02.03+67.02.05+67.02.06+67.02.50)	6702	415,230	5,043,000	4,450,000	5,043,000	3,315,044	3,089,856	225,188	12,434,071
Servicii culturale (cod 67.02.03.02 la 67.02.03.30)	670203	108,230	560,000	550,000	560,000	492,720	400,493	92,227	9,754,731
Muzee	67020303		3,000	3,000	3,000	554	554		554
Institutii publice de spectacole si concerte	67020304	108,230	171,000	161,000	171,000	126,166	122,939	3,227	9,550,677
Alte servicii culturale	67020330		386,000	386,000	386,000	366,000	277,000	89,000	203,500
Servicii recreative si sportive (cod 67.02.05.01 la 67.02.05.03)	670205		2,234,000	2,131,000	2,234,000	1,504,058	1,388,637	115,421	1,336,594
Sport	67020501		2,100,000	2,020,000	2,100,000	1,425,702	1,313,841	111,861	1,281,798
Tineret	67020502		30,000	30,000	30,000	20,000	20,000		
Intretinere gradini publice, parcuri, zone verzi, si de agrement	67020503		104,000	81,000	104,000	58,356	54,796	3,560	54,796
Alte servicii in domeniile culturii, recreerii si religiei	670250	307,000	2,249,000	1,769,000	2,249,000	1,318,266	1,300,726	17,540	1,342,746
Asigurari si asistenta sociala (cod 68.02.04+68.02.05+68.02.06 +68.02.10+68.02.11+68.02.12+68.02.15+68.02.50)	6802		5,346,000	4,713,000	5,346,000	4,408,524	3,628,741	779,783	3,680,311
Asistenta sociala in caz de boli si invaliditati (cod 68.02.05.02)	680205		3,017,000	2,954,000	3,017,000	2,759,695	2,430,149	329,546	2,396,181
Asistenta sociala in caz de invaliditate	68020502		3,017,000	2,954,000	3,017,000	2,759,695	2,430,149	329,546	2,396,181
Asistenta sociala pentru familie si copii	680206		617,000	498,000	617,000	573,887	463,254	110,633	460,084
Crese	680211		413,000	292,000	413,000	406,050	291,384	114,666	298,299
Prevenirea excluderii sociale (cod 68.02.15.01+ 68.02.15.02)	680215		725,000	455,000	725,000	201,612	200,823	789	201,611
Ajutor social	68021501		245,000	60,000	245,000	31,009	31,009		31,009
Cantine de ajutor social	68021502		480,000	395,000	480,000	170,603	169,814	789	170,602
Alte cheltuieli in domeniul asigurarilor si asistentei sociale	680250		574,000	514,000	574,000	467,280	243,131	224,149	324,136
Partea a IV-a SERVICII SI DEZVOLTARE PUBLICA, LOCUINTE, MEDIU SI APE (cod 70.02+74.02)	6902	133,683,432	185,402,000	172,645,000	185,379,222	45,663,255	39,434,882	6,228,373	19,833,044
Locuinte, servicii si dezvoltare publica (cod 70.02.03+70.02.05+70.02.06+70.02.07+70.02.50)	7002	133,683,432	180,723,000	167,966,000	180,700,222	42,804,886	36,680,075	6,124,811	17,474,675
Locuinte (cod 70.02.03.01+70.02.03.30)	700203	9,546,000	7,735,000	7,535,000	7,735,000	7,148,260	6,965,654	182,606	936,996

A	B	C	D	E	F	G	H	I	J
Dezvoltarea sistemului de locuinte	70020301	9,546,000	7,735,000	7,535,000	7,735,000	7,148,260	6,965,654	182,606	936,996
Alimentari cu apa si amenajari hidrotehnice (cod 70.02.05.01+70.02.05.02)	700205		1,705,000	1,705,000	1,705,000	1,220,000	1,220,000		1,220,000
Alimentare cu apa	70020501		1,705,000	1,705,000	1,705,000	1,220,000	1,220,000		1,220,000
Iluminat public si electrificari rurale	700206	150,000	2,124,000	1,710,000	2,124,000	1,878,389	1,100,184	778,205	482,811
Alimentare cu gaze naturale in localitati	700207	93,000	181,000	181,000	181,000	89,640	89,640		
Alte servicii in domeniul locuintelor, serviciilor si dezvoltarii comunale	700250	123,894,432	168,978,000	156,835,000	168,955,222	32,468,597	27,304,597	5,164,000	14,834,868
Protectia mediului (cod 74.02.05+74.02.06)	7402		4,679,000	4,679,000	4,679,000	2,858,369	2,754,807	103,562	2,358,369
Salubritate si gestiunea deseurilor (cod 74.02.05.01+74.02.05.02)	740205		4,400,000	4,400,000	4,400,000	2,858,369	2,754,807	103,562	2,358,369
Salubritate	74020501		4,400,000	4,400,000	4,400,000	2,858,369	2,754,807	103,562	2,358,369
Canalizarea si tratarea apelor reziduale	740206		279,000	279,000	279,000				
Partea aV-a ACTIUNI ECONOMICE (80.02+81.02+83.02+84.02+87.02)	7902	10,763,000	18,277,000	17,235,000	18,276,159	4,272,384	2,954,399	1,317,985	1,453,363
Transporturi (cod 84.02.03+84.02.06+84.02.50)	8402	10,763,000	18,277,000	17,235,000	18,276,159	4,272,384	2,954,399	1,317,985	1,453,363
Transport rutier (cod 84.02.03.01 la 84.02.03.03)	840203	10,763,000	18,277,000	17,235,000	18,276,159	4,272,384	2,954,399	1,317,985	1,453,363
Transport in comun	84020302		2,693,000	2,256,000	2,693,000	2,218,708	1,998,558	220,150	1,092,316
Strazi	84020303	10,763,000	15,584,000	14,979,000	15,583,159	2,053,676	955,841	1,097,835	361,047
CHELTUIELILE SECTIUNII DE FUNCTIONARE (cod 50.02+59.02+63.02+70.02+74.02+79.02)	4902		120,399,000	94,377,000	120,391,714	93,106,297	79,533,194	13,573,103	70,658,705
Partea I-a SERVICII PUBLICE GENERALE (cod 51.02+54.02+55.02+56.02+57.02)	5002		18,771,000	13,994,000	18,771,000	11,291,297	9,960,798	1,330,499	10,059,986
Autoritati publice si actiuni externe (cod 51.02.01)	5102		7,969,000	6,213,000	7,969,000	6,482,399	5,218,826	1,263,573	5,325,162
Autoritati executive si legislative (cod 51.02.01.03)	510201		7,969,000	6,213,000	7,969,000	6,482,399	5,218,826	1,263,573	5,325,162
Autoritati executive	51020103		7,969,000	6,213,000	7,969,000	6,482,399	5,218,826	1,263,573	5,325,162
Alte servicii publice generale (cod 54.02.05 la 54.02.50)	5402		2,878,000	1,828,000	2,878,000	195,212	128,286	66,926	127,714
Fondul de rezerva bugetara la dispozitia autoritatilor	540205		2,664,000	1,664,000	2,664,000				
Servicii publice comunitare de evidenta a persoanelor	540210		79,000	56,000	79,000	79,000	42,175	36,825	42,524
Alte servicii publice generale	540250		135,000	108,000	135,000	116,212	86,111	30,101	85,190
Tranzactii privind datoria publica si imprumuturi	5502		7,920,000	5,949,000	7,920,000	4,609,930	4,609,930		4,603,354
Transferuri cu caracter general intre diferite nivele ale administratiei (cod 56.02.06+ 56.02.07+56.02.09)	5602		4,000	4,000	4,000	3,756	3,756		3,756
Transferuri din bugetele locale catre bugetul fondului de asigurari sociale de sanatate	560209		4,000	4,000	4,000	3,756	3,756		3,756
Partea a II-a APARARE, ORDINE PUBLICA SI SIGURANTA NATIONALA (60.02+61.02)	5902		1,467,000	1,188,000	1,467,000	1,255,397	969,891	285,506	948,175
Ordine publica si siguranta nationala (61.02.03 la 61.02.50)	6102		1,467,000	1,188,000	1,467,000	1,255,397	969,891	285,506	948,175
Ordine publica (cod 61.02.03.04)	610203		1,311,000	1,056,000	1,311,000	1,108,839	864,435	244,404	850,356

A	B	1	2	3	4	5	6	7	8	9
Politie comunitara	61020304		1,311,000	1,056,000	1,311,000	1,108,839	864,435	244,404	850,356	
Protectie civila si protectia contra incendiilor (protectie civila nonmilitara)	610205		156,000	132,000	156,000	146,558	105,456	41,102	97,819	
Partea a III-a CHELTUIELI SOCIAL-CULTURALE( cod 65.02+66.02+67.02+68.02)	6302		60,495,000	48,979,000	60,491,676	55,868,342	45,285,140	10,583,202	45,777,513	
Invatamant (cod 65.02.03+65.02.04+65.02.05+65.02.07+65.02.11+65.02.50)	6502		48,434,000	38,666,000	48,430,676	46,118,394	37,252,759	8,865,635	37,577,486	
Invatamant prescolar si primar (65.02.03.01+65.02.03.02)	650203		11,913,000	9,103,000	11,913,000	11,543,308	9,026,929	2,516,379	10,234,615	
Invatamant prescolar	65020301		7,283,000	5,403,000	7,283,000	6,984,790	5,340,967	1,643,823	5,879,155	
Invatamant primar	65020302		4,630,000	3,700,000	4,630,000	4,558,518	3,685,962	872,556	4,355,460	
Invatamant secundar (cod 65.02.04.01 la 65.02.04.03)	650204		36,171,000	29,303,000	36,167,676	34,341,596	28,001,285	6,340,311	27,109,941	
Invatamant secundar inferior	65020401		10,530,000	8,050,000	10,529,730	10,200,559	7,856,073	2,344,486	7,188,758	
Invatamant secundar superior	65020402		23,141,000	19,252,000	23,137,946	21,762,207	18,267,582	3,494,625	18,915,727	
Invatamant profesional	65020403		2,500,000	2,001,000	2,500,000	2,378,830	1,877,630	501,200	1,005,456	
Invatamant postliceal	650205		350,000	260,000	350,000	233,490	224,545	8,945	232,930	
Sanatate (cod 66.02.06+66.02.08+66.02.50)	6602		2,148,000	1,626,000	2,148,000	2,134,610	1,418,787	715,823	1,426,081	
Servicii de sanatate publica	660208		2,140,000	1,618,000	2,140,000	2,129,410	1,413,587	715,823	1,420,881	
Alte cheltuieli in domeniul sanatatii (cod 66.02.50.50)	660250		8,000	8,000	8,000	5,200	5,200		5,200	
Alte institutii si actiuni sanitare	66025050		8,000	8,000	8,000	5,200	5,200		5,200	
Cultura, recreere si religie (cod 67.02.03+67.02.05+67.02.06+67.02.50)	6702		4,567,000	3,974,000	4,567,000	3,206,814	2,984,853	221,961	3,096,276	
Servicii culturale (cod 67.02.03.02 la 67.02.03.30)	670203		451,000	441,000	451,000	384,490	295,490	89,000	419,602	
Muzee	67020303		3,000	3,000	3,000	554	554		554	
Institutii publice de spectacole si concerte	67020304		62,000	52,000	62,000	17,936	17,936		215,548	
Alte servicii culturale	67020330		386,000	386,000	386,000	366,000	277,000	89,000	203,500	
Servicii recreative si sportive (cod 67.02.05.01 la 67.02.05.03)	670205		2,174,000	2,071,000	2,174,000	1,504,058	1,388,637	115,421	1,333,928	
Sport	67020501		2,040,000	1,960,000	2,040,000	1,425,702	1,313,841	111,861	1,279,132	
Tineret	67020502		30,000	30,000	30,000	20,000	20,000			
Intretinere gradini publice, parcuri, zone verzi,si de agrement	67020503		104,000	81,000	104,000	58,356	54,796	3,560	54,796	
Alte servicii in domeniile culturii, recreerii si religiei	670250		1,942,000	1,462,000	1,942,000	1,318,266	1,300,726	17,540	1,342,746	
Asigurari si asistenta sociala (cod 68.02.04+68.02.05+68.02.06 +68.02.10+68.02.11+68.02.12+68.02.15+68.02.50)	6802		5,346,000	4,713,000	5,346,000	4,408,524	3,628,741	779,783	3,677,670	
Asistenta sociala in caz de boli si invaliditati (cod68.02.05.02)	680205		3,017,000	2,954,000	3,017,000	2,759,695	2,430,149	329,546	2,396,181	
Asistenta sociala in caz de invaliditate	68020502		3,017,000	2,954,000	3,017,000	2,759,695	2,430,149	329,546	2,396,181	
Asistenta sociala pentru familie si copii	680206		617,000	498,000	617,000	573,887	463,254	110,633	457,443	
Crese	680211		413,000	292,000	413,000	406,050	291,384	114,666	298,299	
Prevenirea excluderii sociale (cod 68.02.15.01+ 68.02.15.02)	680215		725,000	455,000	725,000	201,612	200,823	789	201,611	
Ajutor social	68021501		245,000	60,000	245,000	31,009	31,009		31,009	

A	B	C	D	E	F	G	H	I	J
Cantine de ajutor social	68021502		480,000	395,000	480,000	170,603	169,814	789	170,602
Alte cheltuieli in domeniul asigurarilor si asistentei sociale	680250		574,000	514,000	574,000	467,280	243,131	224,149	324.136
Partea a IV-a SERVICII SI DEZVOLTARE PUBLICA, LOCUINTE, MEDIU SI APE (cod 70.02+74.02)	6902		36,350,000	27,442,000	36,346,879	22,049,603	21,036,562	1,013,041	12.419.668
Locuinte, servicii si dezvoltare publica (cod 70.02.03+70.02.05+70.02.06+70.02.07+70.02.50)	7002		31,950,000	23,042,000	31,946,879	19,191,234	18,281,755	909.479	10.061.299
Locuinte (cod 70.02.03.01+70.02.03.30)	700203		4,160,000	4,160,000	4,160,000	4,159,633	4,159,633		936.996
Dezvoltarea sistemului de locuinte	70020301		4,160,000	4,160,000	4,160,000	4,159,633	4,159,633		936.996
Iluminat public si electrificari rurale	700206		620,000	506,000	620,000	471,614	321,695	149.919	423.580
Alte servicii in domeniul locuintelor, serviciilor si dezvoltarii comunale	700250		27,170,000	18,376,000	27,166,879	14,559,987	13,800,427	759.560	8.700.723
Protectia mediului (cod 74.02.05+74.02.06)	7402		4,400,000	4,400,000	4,400,000	2,858,369	2,754,807	103,562	2.358.369
Salubritate si gestiunea deseurilor (cod 74.02.05.01+74.02.05.02)	740205		4,400,000	4,400,000	4,400,000	2,858,369	2,754,807	103,562	2.358.369
Salubritate	74020501		4,400,000	4,400,000	4,400,000	2,858,369	2,754,807	103,562	2.358.369
Partea aV-a ACTIUNI ECONOMICE (80.02+81.02+83.02+84.02+87.02)	7902		3,316,000	2,774,000	3,315,159	2,641,658	2,280,803	360,855	1.453,363
Transporturi (cod 84.02.03+84.02.06+84.02.50)	8402		3,316,000	2,774,000	3,315,159	2,641,658	2,280,803	360,855	1.453.363
Transport rutier (cod 84.02.03.01 la 84.02.03.03)	840203		3,316,000	2,774,000	3,315,159	2,641,658	2,280,803	360,855	1.453.363
Transport in comun	84020302		2,693,000	2,256,000	2,693,000	2,218,708	1,998,558	220,150	1.092,316
Strazi	84020303		623,000	518,000	622,159	422,950	282,245	140,705	361.047
CHELTUIELILE SECTIUNII DE DEZVOLTARE (cod 50.02+59.02+63.02+70.02+74.02+79.02)	4902	184,430,662	189,158,000	184,159,000	189,138,343	35,260,599	23,994,295	11,266,304	17,034,255
Partea I-a SERVICII PUBLICE GENERALE (cod 51.02+54.02+55.02+56.02+57.02)	5002		33,000	33,000	33,000	31,367	31,367		5.903
Autoritati publice si actiuni externe (cod 51.02.01)	5102		33,000	33,000	33,000	31,367	31,367		
Autoritati executive si legislative (cod 51.02.01.03)	510201		33,000	33,000	33,000	31,367	31,367		
Autoritati executive	51020103		33,000	33,000	33,000	31,367	31,367		
Alte servicii publice generale (cod 54.02.05 la 54.02.50)	5402								5.903
Alte servicii publice generale	540250								5.903
Partea a II-a APARARE, ORDINE PUBLICA SI SIGURANTA NATIONALA (60.02+61.02)	5902								3.738
Ordine publica si siguranta nationala (61.02.03 la 61.02.50)	6102								3.738
Protectie civila si protectia contra incendiilor (protectie civila nonmilitara)	610205								3.738
Partea a III-a CHELTUIELI SOCIAL-CULTURALE( cod 65.02+66.02+67.02+68.02)	6302	39,984,230	25,112,000	24,462,000	25,112,000	9,984,854	4,891,012	5,093,842	9,611,238
Invatamant (cod 65.02.03+65.02.04+65.02.05+65.02.07+65.02.11+65.02.50)	6502	39,569,000	24,636,000	23,986,000	24,636,000	9,876,624	4,786,009	5,090,615	270,802

A	B	1	2	3	4	5	6	7	8	9
Invatamant prescolar si primar (65.02.03.01+65.02.03.02)	650203		3,303,000	3,103,000	3,303,000	2,900,740	594,781	2,305,959	16,109	
Invatamant prescolar	65020301		3,303,000	3,103,000	3,303,000	2,900,740	594,781	2,305,959	15,687	
Invatamant primar	65020302								422	
Invatamant secundar (cod 65.02.04.01 la 65.02.04.03)	650204	39,569,000	21,333,000	20,883,000	21,333,000	6,975,884	4,191,228	2,784,656	254.693	
Invatamant secundar inferior	65020401		2,821,000	2,371,000	2,821,000	2,067.138	1.573.421	493,717	3.318	
Invatamant secundar superior	65020402	39,569,000	18,512,000	18,512,000	18,512,000	4,908.746	2.617.807	2.290.939	251.375	
Cultura, recreere si religie (cod 67.02.03+67.02.05+67.02.06+67.02.50)	6702	415,230	476,000	476,000	476,000	108,230	105,003	3,227	9.337.795	
Servicii culturale (cod 67.02.03.02 la 67.02.03.30)	670203	108,230	109,000	109,000	109,000	108,230	105,003	3,227	9.335.129	
Instituti publice de spectacole si concerte	67020304	108,230	109,000	109,000	109,000	108,230	105,003	3,227	9.335.129	
Servicii recreative si sportive (cod 67.02.05.01 la 67.02.05.03)	670205		60,000	60,000	60,000				2,666	
Sport	67020501		60,000	60,000	60,000				2,666	
Alte servicii in domeniile culturii, recreerii si religiei	670250	307,000	307,000	307,000	307,000					
Asigurari si asistenta sociala (cod 68.02.04+68.02.05+68.02.06 +68.02.10+68.02.11+68.02.12+68.02.15+68.02.50)	6802								2.641	
Asistenta sociala pentru familie si copii	680206								2.641	
Partea a IV-a SERVICII SI DEZVOLTARE PUBLICA, LOCUINTE, MEDIU SI APE (cod 70.02+74.02)	6902	133,683,432	149,052,000	145,203,000	149,032,343	23,613,652	18,398,320	5,215,332	7,413.376	
Locuinte, servicii si dezvoltare publica (cod 70.02.03+70.02.05+70.02.06+70.02.07+70.02.50)	7002	133,683,432	148,773,000	144,924,000	148,753,343	23,613,652	18,398,320	5,215,332	7,413.376	
Locuinte (cod 70.02.03.01+70.02.03.30)	700203	9,546,000	3,575,000	3,375,000	3,575,000	2,988,627	2,806,021	182,606		
Dezvoltarea sistemului de locuinte	70020301	9,546,000	3,575,000	3,375,000	3,575,000	2,988,627	2,806,021	182,606		
Alimentari cu apa si amenajari hidrotehnice (cod 70.02.05.01+70.02.05.02)	700205		1,705,000	1,705,000	1,705,000	1,220,000	1,220,000		1.220.000	
Alimentare cu apa	70020501		1,705,000	1,705,000	1,705,000	1,220,000	1,220,000		1.220.000	
Iluminat public si electrificari rurale	700206	150,000	1,504,000	1,204,000	1,504,000	1,406,775	778,489	628,286	59.231	
Alimentare cu gaze naturale in localitati	700207	93,000	181,000	181,000	181,000	89,640	89,640			
Alte servicii in domeniul locuintelor, serviciilor si dezvoltarii comunale	700250	123,894,432	141,808,000	138,459,000	141,788,343	17,908,610	13,504,170	4,404,440	6,134.145	
Protectia mediului (cod 74.02.05+74.02.06)	7402		279,000	279,000	279,000					
Canalizarea si tratarea apelor reziduale	740206		279,000	279,000	279,000					
Partea aV-a ACTIUNI ECONOMICE (80.02+81.02+83.02+84.02+87.02)	7902	10,763,000	14,961,000	14,461,000	14,961,000	1,630,726	673,596	957,130		
Transporturi (cod 84.02.03+84.02.06+84.02.50)	8402	10,763,000	14,961,000	14,461,000	14,961,000	1,630,726	673,596	957,130		
Transport rutier (cod 84.02.03.01 la 84.02.03.03)	840203	10,763,000	14,961,000	14,461,000	14,961,000	1,630,726	673,596	957,130		
Strazi	84020303	10,763,000	14,961,000	14,461,000	14,961,000	1,630,726	673,596	957,130		

PRESEDINTELE SEDINTEI,  
 APOSTOLICEANU COSMIN BOGDAN

la data de 30.09.2011

Cod 21 Capitol 5002

Subcapitol

-lei-


Denumirea indicatorilor *)	Cod indicator	Credite de angajament	Credite bugetare		Angajamente bugetare	Angajamente legale	Plati efectuate	Angajamente legale de platit	Cheltuieli efective
			anuale aprobate la finele perioadei de raportare	trimestriale cumulate					
A	B	1	2	3	4	5	6	7=5-6	8
CHELTUIELI TOTAL		184,430,662	309,557,000	278,536,000	309,530,057	128,366,896	103,527,489	24,839,407	87,692.960
SECTIUNEA DE FUNCTIONARE (01+79+84)	F		120,399,000	94,377,000	120,391,714	93,106,297	79,533,194	13,573,103	70.658.705
A. CHELTUIELILE CURENTE (10+20+30+40+50+51+55+56+57+59)	01	149,185,000	263,179,000	239,383,000	263,179,000	97,048,720	82,460,688	14,588,032	72.215.215
TITLUL I. CHELTUIELI DE PERSONAL (cod 10.01+10.02+10.03)	10		51,161,000	40,534,000	51,161,000	51,161,000	39,851,169	11,309,831	40,344,519
Cheltuieli cu salariile in bani (cod 10.01.01 la 10.01.30)	1001		39,963,000	31,841,550	39,963,000	39,963,000	31,335,766	8,627,234	31.673.516
Salarii de baza	100101		34,904,000	28,009,550	34,904,000	34,904,000	27,560,351	7,343,649	27.584.986
Sporuri pentru conditii de munca	100105		229,000	131,000	229,000	229,000	115,910	113,090	118,245
Alte sporuri	100106		2,043,000	1,913,000	2,043,000	2,043,000	1,909,023	133,977	1,897,471
Fond aferent platii cu ora	100111		1,700,000	1,635,000	1,700,000	1,700,000	1,633,365	66,635	1,506.479
Indemnizatii platite unor persoane din afara unitatii	100112		140,000	110,000	140,000	140,000	105.020	34.980	106.020
Indemnizatii de delegare	100113		16,000	15,000	16,000	16,000	2.071	13.929	2.071
Alte drepturi salariale in bani	100130		931,000	28,000	931,000	931,000	10.026	920.974	458.244
Contributii (cod 10.03.01 la 10.03.06)	1003		11,198,000	8,692,450	11,198,000	11,198,000	8,515,403	2,682,597	8.671.003
Contributii de asigurari sociale de stat	100301		8,326,000	6,536,680	8,326,000	8,326,000	6,489,818	1,836,182	6.585.726
Contributii de asigurari de somaj	100302		287,000	180,040	287,000	287,000	155,353	131,647	157.706
Contributii de asigurari sociale de sanatate	100303		2,030,000	1,661,200	2,030,000	2,030,000	1,630,541	399,459	1.652.558
Contributii pentru asigurarile de accidente de munca si boli profesionale	100304		142,000	82,980	142,000	142,000	55,692	86,308	56.034
Contributii pentru concedii si indemnizatii	100306		413,000	231,550	413,000	413,000	183,999	229,001	218.979
TITLUL II BUNURI SI SERVICII (cod 20.01 la 20.30)	20		42,015,000	32,032,000	42,015,000	23,451,965	21,808,731	1,643,234	21,939,358
Bunuri si servicii (cod 20.01.01 la 20.01.30)	2001		18,558,500	16,330,000	18,558,500	12,566,780	11,670,409	896,371	11,043,228
Furnituri de birou	200101		275,000	222,000	275,000	197,635	187,162	10,473	152.379
Materiale pentru curatenie	200102		312,000	178,000	312,000	148,848	143,917	4,931	136.868
Incalzit, iluminat si forta motrice	200103		5,770,000	5,039,000	5,770,000	4,246,150	4,190,456	55,694	4.348.881
Apa, canal, salubritate	200104		6,108,500	5,910,500	6,108,500	4,010,589	3,879,590	130,999	3,330.804

A	B	1	2	3	4	5	6	7-9-0	0
Carburanti si lubrifianti	200105		300,000	235,000	300,000	171,579	165,478	6,101	141,608
Piese de schimb	200106		16,000	14,000	16,000	12,618	12,618		12,618
Transport	200107		765,000	689,500	765,000	713,575	384,630	328,945	455,867
Posta, telecomunicatii, radio, televizor, internet	200108		568,000	390,000	568,000	322,077	321,805	272	324,405
Materiale si prestari de servicii cu caracter functional	200109		2,054,000	1,593,000	2,054,000	1,053,960	989,590	64,370	900,164
Alte bunuri si servicii pentru intretinere si functionare	200130		2,390,000	2,059,000	2,390,000	1,689,749	1,395,163	294,586	1 239,634
Reparatii curente	2002		1,536,500	1,143,500	1,536,500	696,976	570,504	126,472	589,001
Hrana (cod 20.03.01+20.03.02)	2003		671,000	571,000	671,000	311,897	310,065	1,832	302,873
Hrana pentru oameni	200301		667,000	567,000	667,000	308,634	307,845	789	302,748
Hrana pentru animale	200302		4,000	4,000	4,000	3,263	2,220	1,043	125
Medicamente si materiale sanitare (cod 20.04.01 la 20.04.04)	2004		58,000	50,900	58,000	39,732	39,732		39,732
Medicamente	200401		46,000	40,900	46,000	30,708	30,708		30,708
Materiale sanitare	200402		12,000	10,000	12,000	9,024	9,024		9,024
Bunuri de natura obiectelor de inventar (cod 20.05.01 la 20.05.30)	2005		590,500	510,100	590,500	283,937	265,569	18,368	610,172
Uniforme si echipamente	200501		150,000	150,000	150,000	93,248	93,248		
Lenjerie si accesorii de pat	200503		20,000	16,600	20,000	12,959	12,959		22,146
Alte obiecte de inventar	200530		420,500	343,500	420,500	177,730	159,362	18,368	588,026
Deplasari, detasari, transferari (cod 20.06.01+20.06.02)	2006		74,500	49,500	74,500	31,589	31,406	183	31,711
Deplasari interne, detasari, transferari	200601		74,500	49,500	74,500	31,589	31,406	183	31,711
Carti publicatii si materiale documentare	2011		25,000	2,000	25,000	1,917	1,917		677
Pregatire profesionala	2013		69,500	62,500	69,500	22,101	20,901	1,200	21,161
Protectia muncii	2014		16,000	1,000	16,000	700	700		700
Comisioane si alte costuri aferente imprumuturilor (cod 20.24.01 la 20.24.03)	2024		90,000	5,000	90,000	180	180		600
Comisioane si alte costuri aferente imprumuturilor interne	202402		90,000	5,000	90,000	180	180		600
Cheltuieli judiciare si extrajudiciare derivate din actiuni in reprezentarea intereselor statului, potricit legii	2025		66,000	56,000	66,000	55,471	55,471		49,778
Alte cheltuieli (cod 20.30.01 la 20.30.30)	2030		20,259,500	13,250,500	20,259,500	9,440,685	8,841,877	598,808	9,249,725
Reclama si publicitate	203001		172,000	146,500	172,000	125,577	106,351	19,226	105,656
Protocol si reprezentare	203002		53,000	42,500	53,000	18,625	18,625		12,188
Chirii	203004		32,500	22,500	32,500	15,553	15,546	7	14,433
Alte cheltuieli cu bunuri si servicii	203030		20,002,000	13,039,000	20,002,000	9,280,930	8,701,355	579,575	9,117,448
TITLUL III DOBANZI (cod 30.01+30.02+30.03)	30		7,830,000	5,944,000	7,830,000	4,609,750	4,609,750		4,602,754
Dobanzi aferente datoriei publice interne (cod 30.01.01+30.01.02)	3001		7,500,000	5,686,000	7,500,000	4,361,907	4,361,907		4,354,911
Dobanzi aferente datoriei publice interne directe	300101		7,500,000	5,686,000	7,500,000	4,361,907	4,361,907		4,354,911
Alte dobanzi (cod 30.03.01 la 30.03.05)	3003		330,000	258,000	330,000	247,843	247,843		247,843
Dobanzi la operatiunile de leasing	300305		330,000	258,000	330,000	247,843	247,843		247,843

A	B	I	2	3	4	5	6	7-9-0	9
TITLUL IV SUBVENTII (cod 40.01 la 40.30)	40		988,000	988,000	988,000	986,027	765,877	220,150	798,332
Subventii pentru acoperirea diferentelor de pret si tarif	4003		988,000	988,000	988,000	986,027	765,877	220,150	798,332
TITLUL V FONDURI DE REZERVA (cod 50.01 la 50.04)	50		2,664,000	1,664,000	2,664,000				
Fond de rezerva bugetara la dispozitia autoritatilor locale	5004		2,664,000	1,664,000	2,664,000				
TITLUL VI TRANSFERURI INTRE UNITATI ALE ADMINISTRATIEI PUBLICE (cod 51.01+51.02)	51F		4,164,000	4,164,000	4,164,000	4,163,389	4,163,389		940.752
Transferuri curente (cod 51.01.01 la 51.01.49)	5101		4,164,000	4,164,000	4,164,000	4,163,389	4,163,389		940.752
Transferuri privind contributi de sanatate pentru persoane beneficiare de ajutor social	510131		4,000	4,000	4,000	3,756	3,756		3,756
Reabilitarea termica a cladirilor de locuit	510132		4,160,000	4,160,000	4,160,000	4,159,633	4,159,633		936.996
TITLUL IX ASISTENTA SOCIALA (cod 57.02)	57		2,230,000	1,985,000	2,230,000	1,676,389	1,452,240	224,149	1.533.245
Ajutoare sociale (cod 57.02.01 la 57.02.04)	5702		2,230,000	1,985,000	2,230,000	1,676,389	1,452,240	224,149	1.533.245
Ajutoare sociale in numerar	570201		2,230,000	1,985,000	2,230,000	1,676,389	1,452,240	224,149	1.533.245
TITLUL X ALTE CHELTUIELI (cod 59.01 la 59.31)	59		495,000	440,000	495,000	475,000	299,261	175,739	205,761
Burse	5901		175,000	120,000	175,000	175,000	88,261	86,739	88,261
Asociatii si fundatii	5911		320,000	320,000	320,000	300,000	211,000	89,000	117,500
OPERATIUNI FINANCIARE (cod 80+81)	79		8,861,000	6,635,000	8,861,000	6,599,063	6,599,063		293,984
TITLUL XVI RAMBURSARI DE CREDITE (cod 81.01+81.02)	81		8,861,000	6,635,000	8,861,000	6,599,063	6,599,063		293,984
Rambursari de credite interne (cod 81.02.01 la 81.02.05)	8102		8,861,000	6,635,000	8,861,000	6,599,063	6,599,063		293,984
Rambursari de credite aferente datoriei publice interne locale	810205		8,861,000	6,635,000	8,861,000	6,599,063	6,599,063		293,984
PLATI EFECTUATE IN ANII PRECEDENTI SI RECUPERATE IN ANUL CURENT (cod 85)	84F		-9,000	-9,000	-16,286	-16,286	-16,286		
Plati efectuate in anii precedenti si recuperate in anul curent	850101		-9,000	-9,000	-16,286	-16,286	-16,286		
SECTIUNEA DE DEZVOLTARE (cod 51+55+56+70+84)	D	184,430,662	189,158,000	184,159,000	189,138,343	35,260,599	23,994,295	11,266,304	17,034,255
TITLUL VII ALTE TRANSFERURI (cod 55.01)	55D		2,447,000	2,447,000	2,447,000	1,962,000	1,962,000		1,220,000
A. Transferuri interne (cod 55.01.03+55.01.08 la 55.01.10+55.01.12+55.01.13+55.01.15+55.01.18+55.01.21 la 55.01.25+55.01.27+55.01.28+55.01.42)	5501		2,447,000	2,447,000	2,447,000	1,962,000	1,962,000		1,220,000
Programe de dezvoltare	550113		742,000	742,000	742,000	742,000	742,000		
Alte transferuri curente interne	550118		1,705,000	1,705,000	1,705,000	1,220,000	1,220,000		1,220,000
Titlul VIII PROIECTE CU FINANTARE DIN FONDURI EXTERNE NERAMBURSABILE (FEN) POSTADERARE (cod 56.01 la 56.24)	56	149,185,000	149,185,000	149,185,000	149,185,000	8,563,200	7,548,271	1,014,929	630,494
Programe din Fondul European de Dezvoltare Regionala (FEDR) (cod 56.01.01 la 56.01.03)	5601	143,700,000	143,700,000	143,700,000	143,700,000	8,265,941	7,325,285	940,656	445,847
Finantarea nationala	560101	17,636,000	17,636,000	17,636,000	17,636,000	1,215,313	929,316	285,997	4,579
Finantarea de la Uniunea Europeana	560102	94,410,000	94,410,000	94,410,000	94,410,000	5,219,949	5,045,998	173,951	18,722
Cheltuieli neeligibile	560103	31,654,000	31,654,000	31,654,000	31,654,000	1,830,679	1,349,971	480,708	422,546
Programe din Fondul Social European (FSE) (cod 56.02.01 la 56.02.03)	5602	5,485,000	5,485,000	5,485,000	5,485,000	297,259	222,986	74,273	184,647

A	B	1	2	3	4	5	6	7-9	10
Finantarea nationala	560201	558,000	558,000	558,000	558,000	21,090	11,921	9,169	13,724
Finantarea de la Uniunea Europeana	560202	4,546,000	4,546,000	4,546,000	4,546,000	246,547	209,366	37,181	160,440
Cheltuieli neeligibile	560203	381,000	381,000	381,000	381,000	29,622	1,699	27,923	10,483
CHELTUIELI DE CAPITAL (cod 71+72+75)	70	35,245,662	37,526,000	32,527,000	37,526,000	24,755,056	14,503,681	10,251,375	15,183,761
TITLUL XII ACTIVE NEFINANCIARE (cod 71.01+71.02+71.03)	71	35,245,662	37,526,000	32,527,000	37,526,000	24,755,056	14,503,681	10,251,375	15,183,761
Active fixe (inclusiv reparatii capitale)(cod 71.01.01 la 71.01.30)	7101	35,245,662	37,526,000	32,527,000	37,526,000	24,755,056	14,503,681	10,251,375	15,183,761
Constructii	710101		60,000	60,000	60,000				
Masini, echipamente si mijloace de transport	710102		33,000	33,000	33,000	31,367	31,367		123,438
Mobilier, aparatura birotica si alte active corporale	710103								84,926
Alte active fixe	710130	35,245,662	37,433,000	32,434,000	37,433,000	24,723,689	14,472,314	10,251,375	14,975,397
TITLUL XVII PLATI EFECTUATE IN ANII PRECEDENTI SI RECUPERATE IN ANUL CURENT(cod 85.01)	84D					-19,657	-19,657	-19,657	
Plati efectuate in anii precedenti si recuperate in anul curent	850102					-19,657	-19,657	-19,657	
TITLUL VI TRANSFERURI INTRE UNITATI ALE ADMINISTRATIEI PUBLICE (cod 51.01+51.02)	51		4,164,000	4,164,000	4,164,000	4,163,389	4,163,389		940,752
TITLUL VII ALTE TRANSFERURI (cod 55.01)	55		2,447,000	2,447,000	2,447,000	1,962,000	1,962,000		1,220,000
TITLUL XVII PLATI EFECTUATE IN ANII PRECEDENTI SI RECUPERATE IN ANUL CURENT(cod 85.01)	84		-9,000	-9,000	-35,943	-35,943	-35,943		

NOTA: Sumele inscrise in col. 5 "Plati efectuate " cu semnul minus la Titlul 85, art. 85.01 "Plati efectuate din anii precedenti si recuperate in anul curent", se inscriu si pe col. 3 "Angajamente bugetare" si col. 4 "Angajamente legale" la acelasi cod tot cu semnul minus , astfel incat in col. 6 "Angajamente legale de platit" sa nu fie raportate sume.

PRESEDINTELE SAU APLICANTUL,  
 APOSTOLICEANU \* C. S. B. BOBANA  


## CONTUL DE EXECUTIE

HCL NR. 257/29.10.2011

## A BUGETULUI INSTITUTIILOR PUBLICE FINANTATE DIN VENITURI PROPRII SI SUBVENTII (DE SUBORDONARE LOCALA) -VENITURI

la data de 30.09.2011

Cod 20

-lei-

Denumirea indicatorilor	Cod indicator	Credite bugetare		Drepturi constatate			Incasari realizate	Stingeri pe alte cai decat incasari	Drepturi constatate de incasat
		anuale aprobate la finele perioadei de raportare	trimestriale cumulate	Total, din care:	din anii precedenti	din anul curent			
A	B	1	2	3=4+5	4	5	6	7	8=3-6-7
TOTAL VENITURI (cod 00.02+00.15+00.17+45.10)	000110	3,255,000	2,823,000	2,530,695		2,530,695	2,530,695		
I. VENITURI CURENTE (cod 00.03+00.12)	0002	3,255,000	2,823,000	2,530,695		2,530,695	2,530,695		
C. VENITURI NEFISCALE ( cod 00.13+00.14)	2900	3,255,000	2,823,000	2,530,695		2,530,695	2,530,695		
C1. VENITURI DIN PROPRIETATE (cod 30.10)	3000	82,000	70,000	40,088		40,088	40,088		
Venituri din proprietate (cod 30.10.05+30.10.09+30.10.50)	3010	82,000	70,000	40,088		40,088	40,088		
Venituri din concesiuni si inchirieri	301005	32,000	30,000	38,342		38,342	38,342		
Alte venituri din proprietate	301050	50,000	40,000	1,746		1,746	1,746		
C2. VANZARI DE BUNURI SI SERVICII (cod 33.10+34.10+35.10+36.10+37.10)	3300	3,173,000	2,753,000	2,490,607		2,490,607	2,490,607		
Venituri din prestari de servicii si alte activitati (cod 33.10.05+33.10.08+33.10.13+33.10.14+33.10.16+33.10.17+33.10.19+33.10.21+33.10.30 la 33.10.32+33.10.50)	3310	3,070,000	2,650,000	2,488,607		2,488,607	2,488,607		
Taxe si alte venituri in invatamant	331005	2,050,000	1,800,000	1,717,817		1,717,817	1,717,817		
Venituri din prestari de servicii	331008			640		640	640		
Contributia elevilor si studentilor pentru internate, camine si cantine	331014	850,000	700,000	619,210		619,210	619,210		
Venituri din valorificarea produselor obtinute din activitatea proprie sau anexa	331016	170,000	150,000	150,940		150,940	150,940		
Amenzi, penalitati si confiscari (cod 35.10.01+35.10.50)	3510	3,000	3,000						
Alte amenzi, penalitati si confiscari	351050	3,000	3,000						
Diverse venituri (cod 36.10.50)	3610	100,000	100,000	2,000		2,000	2,000		
Alte venituri	361050	100,000	100,000	2,000		2,000	2,000		
VENITURILE SECTIUNII DE FUNCTIONARE (cod 00.02+00.17)	000110	3,255,000	2,823,000	2,530,695		2,530,695	2,530,695		
I. VENITURI CURENTE ( cod 00.03+00.12)	0002	3,255,000	2,823,000	2,530,695		2,530,695	2,530,695		
C. VENITURI NEFISCALE ( cod 00.13+00.14)	2900	3,255,000	2,823,000	2,530,695		2,530,695	2,530,695		
C1. VENITURI DIN PROPRIETATE (cod 30.10)	3000	82,000	70,000	40,088		40,088	40,088		
Venituri din proprietate (cod 30.10.05+30.10.09+30.10.50)	3010	82,000	70,000	40,088		40,088	40,088		
Venituri din concesiuni si inchirieri	301005	32,000	30,000	38,342		38,342	38,342		
Alte venituri din proprietate	301050	50,000	40,000	1,746		1,746	1,746		
C2. VANZARI DE BUNURI SI SERVICII (cod 33.10+34.10+35.10+36.10+37.10)	3300	3,173,000	2,753,000	2,490,607		2,490,607	2,490,607		

A	B	1	2	3=4+5	4	5	6	7	8-9-10-11
Venituri din prestari de servicii si alte activitati (cod 33.10.05+33.10.08+33.10.13+33.10.14+33.10.16+33.10.17+33.10.19+33.10.21+33.10.30 la 33.10.32+33.10.50)	3310	3,070,000	2,650,000	2,488,607		2,488,607	2,488,607		
Taxe si alte venituri in invatamant	331005	2,050,000	1,800,000	1,717,817		1,717,817	1,717,817		
Venituri din prestari de servicii	331008			640		640	640		
Contributia elevilor si studentilor pentru internate, camine si cantine	331014	850,000	700,000	619,210		619,210	619,210		
Venituri din valorificarea produselor obtinute din activitatea proprie sau anexa	331016	170,000	150,000	150,940		150,940	150,940		
Amenzi, penalitati si confiscari (cod 35.10.01+35.10.50)	3510	3,000	3,000						
Alte amenzi, penalitati si confiscari	351050	3,000	3,000						
Diverse venituri (cod 36.10.50)	3610	100,000	100,000	2,000		2,000	2,000		
Alte venituri	361050	100,000	100,000	2,000		2,000	2,000		

PRESEDINTE DE SEDINTA,  
 PROSTOLICEANU CARMIN BOGDAN



**CONTUL DE EXECUTIE**  
**A BUGETULUI INSTITUTIILOR PUBLICE FINANTATE DIN VENITURI PROPRII SI SUBVENTII (DE SUBORDONARE LOCALA) -CHELTUIELI**

la data de 30.09.2011

Cod 21

-lei-

Denumirea indicatorilor *)	Cod indicator	Credite de angajament	Credite bugetare		Angajamente bugetare	Angajamente legale	Plati efectuate	Angajamente legale de platit	Cheltuieli efective
			anuale aprobate la finele perioadei de raportare	trimestriale cumulate					
A	B	1	2	3	4	5	6	7=5-6	8
TOTAL CHELTUIELI (cod 5010+5910+6510+6310+7010+7410+ 7910 )	4910		3,933,000	3,336,000	3,933,000	2,497,719	2,224,141	273,578	2,304,620
Partea III-a CHELTUIELI SOCIAL-CULTURALE (cod 65.10+66.10+67.10+68.10)	6310		3,918,000	3,321,000	3,918,000	2,489,143	2,215,565	273,578	2,304,620
Invatamant (cod 65.10.03+65.10.04+65.10.05+65.10.07+ 65.10.11+65.10.50)	6510		3,818,000	3,221,000	3,818,000	2,489,143	2,215,565	273,578	2,304,620
Invatamant prescolar si primar (cod 65.10.03.01+65.10.03.02)	651003		1,100,000	900,000	1,100,000	776,861	767,799	9,062	789,803
Invatamant prescolar	65100301		1,100,000	900,000	1,100,000	776,861	767,799	9,062	789,803
Invatamant secundar (cod 65.10.04.01 la 65.10.04.03)	651004		2,013,000	1,711,000	2,013,000	1,247,849	1,195,095	52,754	1,205,562
Invatamant secundar inferior	65100401		70,000	61,000	70,000	57,497	57,497		53,129
Invatamant secundar superior	65100402		1,943,000	1,650,000	1,943,000	1,190,352	1,137,598	52,754	1,152,433
Invatamant postliceal	651005		705,000	610,000	705,000	464,433	252,671	211,762	309,255
Cultura, recreere si religie (cod 67.10.03+67.10.05+67.10.50)	6710		100,000	100,000	100,000				
Servicii recreative si sportive (cod 67.10.05.01)	671005		100,000	100,000	100,000				
Sport	67100501		100,000	100,000	100,000				
Partea IV-a SERVICII DE DEZVOLTARE PUBLICA, LOCUINTE, MEDIU SI APE (cod 70.10+74.10)	6910		15,000	15,000	15,000	8,576	8,576		
Locuinte, servicii si dezvoltare publica (cod 70.10.03+70.10.04+70.10.50)	7010		15,000	15,000	15,000	8,576	8,576		
Alte servicii in domeniul locuintelor, serviciilor si dezvoltarii comunale	701050		15,000	15,000	15,000	8,576	8,576		
SECTIUNEA DE FUNCTIONARE(cod 5010+5910+6310+7010+7410+ 7910 )	4910		3,933,000	3,336,000	3,933,000	2,497,719	2,224,141	273,578	2,304,620
Partea III-a CHELTUIELI SOCIAL-CULTURALE (cod 65.10+66.10+67.10+68.10)	6310		3,918,000	3,321,000	3,918,000	2,489,143	2,215,565	273,578	2,304,620
Invatamant (cod 65.10.03+65.10.04+65.10.05+65.10.07+	6510		3,818,000	3,221,000	3,818,000	2,489,143	2,215,565	273,578	2,304,620

## CONTUL DE EXECUTIE AL INSTITUTIILOR PUBLICE - CHELTUIELI

HCL NR. 257/28.10.2011

la data de 30.09.2011

Cod 21 Capitol 5010


Subcapitol

-lei-

Denumirea indicatorilor *)	Cod indicator	Credite de angajament	Credite bugetare		Angajamente bugetare	Angajamente legale	Plati efectuate	Angajamente legale de platit	Cheltuieli efective
			anuale aprobate la finele perioadei de raportare	trimestriale cumulate					
A	B	1	2	3	4	5	6	7=5-6	8
CHELTUIELI TOTAL			3,933,000	3,336,000	3,933,000	2,497,719	2,224,141	273,578	2,304,620
SECTIUNEA DE FUNCTIONARE (01+79+84)	F		3,933,000	3,336,000	3,933,000	2,497,719	2,224,141	273,578	2,296,646
A. CHELTUIELILE CURENTE (10+20+30+40+50+51+55+56+57+59)	01		3,933,000	3,336,000	3,933,000	2,497,719	2,224,141	273,578	2,296,646
TITLUL I. CHELTUIELI DE PERSONAL (cod 10.01+10.02+10.03)	10		430,000	363,000	430,000	430,000	215,077	214,923	242,998
Cheltuieli cu salariile in bani (cod 10.01.01 la 10.01.30)	1001		302,000	250,000	302,000	302,000	141,840	160,160	160,059
Salarii de baza	100101		200,000	160,000	200,000	200,000	140,207	59,793	158,426
Alte sporuri	100106		10,000	8,000	10,000	10,000		10,000	
Fond aferent platii cu ora	100111		10,000	10,000	10,000	10,000		10,000	
Indemnizatii de delegare	100113		1,000	1,000	1,000	1,000	883	117	883
Alte drepturi salariale in bani	100130		81,000	71,000	81,000	81,000	750	80,250	750
Contributii (cod 10.03.01 la 10.03.06)	1003		128,000	113,000	128,000	128,000	73,237	54,763	82,939
Contributii de asigurari sociale de stat	100301		81,000	71,000	81,000	81,000	51,589	29,411	58,433
Contributii de asigurari de somaj	100302		6,000	6,000	6,000	6,000	1,656	4,344	1,875
Contributii de asigurari sociale de sanatate	100303		31,000	26,000	31,000	31,000	17,585	13,415	19,922
Contributii pentru asigurarile de accidente de munca si boli profesionale	100304		5,000	5,000	5,000	5,000	671	4,329	732
Contributii pentru concedii si indemnizatii	100306		5,000	5,000	5,000	5,000	1,736	3,264	1,977
TITLUL II BUNURI SI SERVICII (cod 20.01 la 20.30)	20		3,503,000	2,973,000	3,503,000	2,067,719	2,009,064	58,655	2,053,648
Bunuri si servicii (cod 20.01.01 la 20.01.30)	2001		745,000	673,000	745,000	491,551	488,289	3,262	501,069
Furnituri de birou	200101		55,000	36,000	55,000	26,282	26,282		26,282
Materiale pentru curatenie	200102		60,000	49,000	60,000	40,563	40,563		39,999
Incalzit, iluminat si forta motrice	200103		20,000	20,000	20,000	18,625	18,625		18,625
Apa, canal, salubritate	200104		16,000	16,000	16,000	11,976	11,976		11,976
Carburanti si lubrifianti	200105		25,000	25,000	25,000	21,731	21,731		24,182
Piese de schimb	200106		2,000	2,000	2,000	255	255		255

	B	1	2	3	4	5	6	7=5-6	8
Transport	200107		10,000	9,000	10,000	5,704	5,704		4,958
Posta, telecomunicatii, radio, televizor, internet	200108		70,000	54,000	70,000	35,469	35,469		35,172
Materiale si prestari de servicii cu caracter functional	200109		107,000	95,000	107,000	56,566	53,304	3,262	58,637
Alte bunuri si servicii pentru intretinere si functionare	200130		380,000	367,000	380,000	274,380	274,380		280,983
Reparatii curente	2002		42,000	41,000	42,000	24,408	24,408		27 008
Hrana (cod 20.03.01+20.03.02)	2003		2,440,000	2,010,000	2,440,000	1,485,900	1,430,657	55,243	1,477.227
Hrana pentru oameni	200301		2,440,000	2,010,000	2,440,000	1,485,900	1,430,657	55,243	1,477.227
Bunuri de natura obiectelor de inventar (cod 20.05.01 la 20.05.30)	2005		72,000	70,000	72,000	42,319	42,319		34.604
Alte obiecte de inventar	200530		72,000	70,000	72,000	42,319	42,319		34,604
Deplasari, detasari, transferari (cod 20.06.01+20.06.02)	2006		3,000	3,000	3,000	1,121	1,121		46
Deplasari interne, detasari, transferari	200601		3,000	3,000	3,000	1,121	1,121		46
Materiale de laborator	2009		15,000	7,000	15,000	6,858	6,858		6,858
Carti publicatii si materiale documentare	2011		10,000	5,000	10,000	1,566	1,416	150	1,416
Protectia muncii	2014		5,000	3,000	5,000				
Alte cheltuieli (cod 20.30.01 la 20.30.30)	2030		171,000	161,000	171,000	13,996	13,996		5,420
Reclama si publicitate	203001		5,000	5,000	5,000	1,440	1,440		1,440
Prime de asigurare non-viata	203003		2,000	2,000	2,000	1,080	1,080		1,080
Chirii	203004		15,000	15,000	15,000	2,900	2,900		2,900
Alte cheltuieli cu bunuri si servicii	203030		149,000	139,000	149,000	8,576	8,576		
SECTIUNEA DE DEZVOLTARE (cod 51+55+56+70+84)	D								7,974
CHELTUIELI DE CAPITAL (cod 71+72+75)	70								7,974
TITLUL XII ACTIVE NEFINANCIARE (cod 71.01+71.02+71.03)	71								7,974
Active fixe (inclusiv reparatii capitale)(cod 71.01.01 la 71.01.30)	7101								7,974
Constructii	710101								973
Masini, echipamente si mijloace de transport	710102								928
Alte active fixe	710130								6,073

NOTA: Sumele inscrise in col. 5 "Plati efectuate" cu semnul minus la Titlul 85, art. 85.01 "Plati efectuate din anii precedenti si recuperate in anul curent", se inscriu si pe col. 3 "Angajamente bugetare" si pe col. 4 "Angajamente legale" la acelasi cod tot cu semnul minus, astfel incat in col. 6 "Angajamente legale de plati" sa nu fie raportate sume.

  
 PREȘEDINTELE CONSILIULUI LOCAL  
 APOSTOLICEANU IOSMIN BEGATAN

	B	1	2	3	4	5	6	7=5-6	8
65.10.11+65.10.50)									
Invatamant prescolar si primar (cod 65.10.03.01+65.10.03.02)	651003		1,100,000	900,000	1,100,000	776,861	767,799	9,062	789,803
Invatamant prescolar	65100301		1,100,000	900,000	1,100,000	776,861	767,799	9,062	789,803
Invatamant secundar (cod 65.10.04.01 la 65.10.04.03)	651004		2,013,000	1,711,000	2,013,000	1,247,849	1,195,095	52,754	1,205,562
Invatamant secundar inferior	65100401		70,000	61,000	70,000	57,497	57,497		53,129
Invatamant secundar superior	65100402		1,943,000	1,650,000	1,943,000	1,190,352	1,137,598	52,754	1,152,433
Invatamant postliceal	651005		705,000	610,000	705,000	464,433	252,671	211,762	309,255
Cultura, recreere si religie (cod 67.10.03+67.10.05+67.10.50)	6710		100,000	100,000	100,000				
Servicii recreative si sportive (cod 67.10.05.01)	671005		100,000	100,000	100,000				
Sport	67100501		100,000	100,000	100,000				
Partea IV-a SERVICII DE DEZVOLTARE PUBLICA, LOCUINTE, MEDIU SI APE (cod 70.10+74.10)	6910		15,000	15,000	15,000	8,576	8,576		
Locuinte, servicii si dezvoltare publica (cod 70.10.03+70.10.04+70.10.50)	7010		15,000	15,000	15,000	8,576	8,576		
Alte servicii in domeniul locuintelor, serviciilor si dezvoltarii comunale	701050		15,000	15,000	15,000	8,576	8,576		

Nota: Se detaliaza pe structura clasificatiei economice (Anexa 7)

PREȘEDINTE DE ȘEAINTĂ,  
APOSTOLUL ROMÂNIEI DOMIN BOGATAN



## CONTUL DE EXECUTIE A BUGETULUI CREDITELOR INTERNE- CHELTUIELI

HCL NR. 257/29.10.2011

la data de 30.09.2011


Cod 21

-lei-

Denumirea indicatorilor *)	Cod indicator	Credite de angajament	Credite bugetare		Angajamente bugetare	Angajamente legale	Plati efectuate	Angajamente legale de platit	Cheltuieli efective
			anuale aprobate la finele perioadei de raportare	trimestriale cumulate					
A	B	1	2	3	4	5	6	7=5-6	8
TOTAL CHELTUIELI (cod 50.07+59.07+63.07+70.07+79.07)	4907	45,000,000	13,336,000	13,336,000	13,336,000	13,335,055	13,043,327	291,728	
Partea III-a CHELTUIELI SOCIAL-CULTURALE (cod 65.07+66.07+67.07+68.07))	6307	17,100,000	7,738,000	7,738,000	7,738,000	7,738,000	7,738,000		
Invatamant (cod 65.07.03+65.07.04+65.07.05+65.07.07+65.07.50)	6507	7,000,000	7,000,000	7,000,000	7,000,000	7,000,000	7,000,000		
Invatamant prescolar si primar (cod 65.07.03.01+65.07.03.02)	650703	4,000,000	4,000,000	4,000,000	4,000,000	4,000,000	4,000,000		
Invatamant prescolar	65070301	4,000,000	4,000,000	4,000,000	4,000,000	4,000,000	4,000,000		
Invatamant secundar (cod 65.07.04.01 la 65.07.04.03)	650704	3,000,000	3,000,000	3,000,000	3,000,000	3,000,000	3,000,000		
Invatamant secundar superior	65070402	3,000,000	3,000,000	3,000,000	3,000,000	3,000,000	3,000,000		
Cultura, recreere si religie (cod 67.07.03+67.07.50)	6707	10,100,000	738,000	738,000	738,000	738,000	738,000		
Servicii culturale (cod 67.07.03.02 la 67.07.03.30)	670703	10,100,000	738,000	738,000	738,000	738,000	738,000		
Institutii publice de spectacole si concerte	67070304	10,100,000	738,000	738,000	738,000	738,000	738,000		
Partea IV-a SERVICII SI DEZVOLTARE PUBLICA, LOCUINTE, MEDIU SI APE (cod 70.07+74.07)	6907	25,015,000	4,598,000	4,598,000	4,598,000	4,597,055	4,305,327	291,728	
Locuinte, servicii si dezvoltare publica (cod 70.07.03+70.07.05+70.07.06+70.07.07)	7007	25,015,000	4,598,000	4,598,000	4,598,000	4,597,055	4,305,327	291,728	
Alte servicii in domeniile locuintelor, serviciilor si dezvoltarii comunale	700750	25,015,000	4,598,000	4,598,000	4,598,000	4,597,055	4,305,327	291,728	
Partea V-a ACTIUNI ECONOMICE (cod 80.07+81.07+84.07)	7907	2,885,000	1,000,000	1,000,000	1,000,000	1,000,000	1,000,000		
Transporturi (cod 84.07.03+84.07.06)	8407	2,885,000	1,000,000	1,000,000	1,000,000	1,000,000	1,000,000		
Transport rutier (cod 84.07.03.01 la 84.07.03.03)	840703	2,885,000	1,000,000	1,000,000	1,000,000	1,000,000	1,000,000		
Strazi	84070303	2,885,000	1,000,000	1,000,000	1,000,000	1,000,000	1,000,000		
CHELTUIELILE SECTIUNII DE DEZVOLTARE(cod 50.07+59.07+63.07+70.07+79.07)	4907	45,000,000	13,336,000	13,336,000	13,336,000	13,335,055	13,043,327	291,728	
Partea III-a CHELTUIELI SOCIAL-CULTURALE (cod 65.07+66.07+67.07+68.07))	6307	17,100,000	7,738,000	7,738,000	7,738,000	7,738,000	7,738,000		
Invatamant (cod	6507	7,000,000	7,000,000	7,000,000	7,000,000	7,000,000	7,000,000		

	B	1	2	3	4	5	6	7=5-6	8
65.07.03+65.07.04+65.07.05+65.07.07+65.07.50)									
Invatamant prescolar si primar (cod 65.07.03.01+65.07.03.02)	650703	4,000,000	4,000,000	4,000,000	4,000,000	4,000,000	4,000,000		
Invatamant prescolar	65070301	4,000,000	4,000,000	4,000,000	4,000,000	4,000,000	4,000,000		
Invatamant secundar (cod 65.07.04.01 la 65.07.04.03)	650704	3,000,000	3,000,000	3,000,000	3,000,000	3,000,000	3,000,000		
Invatamant secundar superior	65070402	3,000,000	3,000,000	3,000,000	3,000,000	3,000,000	3,000,000		
Cultura, recreere si religie (cod 67.07.03+67.07.50)	6707	10,100,000	738,000	738,000	738,000	738,000	738,000		
Servicii culturale (cod 67.07.03.02 la 67.07.03.30)	670703	10,100,000	738,000	738,000	738,000	738,000	738,000		
Institutii publice de spectacole si concerte	67070304	10,100,000	738,000	738,000	738,000	738,000	738,000		
Partea IV-a SERVICII SI DEZVOLTARE PUBLICA, LOCUINTE, MEDIU SI APE (cod 70.07+74.07)	6907	25,015,000	4,598,000	4,598,000	4,598,000	4,597,055	4,305,327	291,728	
Locuinte, servicii si dezvoltare publica (cod 70.07.03+70.07.05+70.07.06+70.07.07)	7007	25,015,000	4,598,000	4,598,000	4,598,000	4,597,055	4,305,327	291,728	
Alte servicii în domeniile locuintelor, serviciilor si dezvoltarii comunale	700750	25,015,000	4,598,000	4,598,000	4,598,000	4,597,055	4,305,327	291,728	
Partea V-a ACTIUNI ECONOMICE (cod 80.07+81.07+84.07)	7907	2,885,000	1,000,000	1,000,000	1,000,000	1,000,000	1,000,000		
Transporturi (cod 84.07.03+84.07.06)	8407	2,885,000	1,000,000	1,000,000	1,000,000	1,000,000	1,000,000		
Transport rutier (cod 84.07.03.01 la 84.07.03.03)	840703	2,885,000	1,000,000	1,000,000	1,000,000	1,000,000	1,000,000		
Strazi	84070303	2,885,000	1,000,000	1,000,000	1,000,000	1,000,000	1,000,000		

Nota: Se detaliaza pe structura clasificatiei economice (Anexa 7)

PREȘEDINTE DE ȘEDINȚĂ,  
 APOSTOLICEANUL DEȘINEȘTI BOGȘAN  


## CONTUL DE EXECUTIE AL INSTITUTIILOR PUBLICE - CHELTUIELI

HCL NR. 257 / 28.10.2011

la data de 30.09.2011

Cod 21 Capitol 5007

Subcapitol

-lei-

Denumirea indicatorilor *)	Cod indicator	Credite de angajament	Credite bugetare		Angajamente bugetare	Angajamente legale	Plati efectuate	Angajamente legale de platit	Cheltuieli efective
			anuale aprobate la finele perioadei de raportare	trimestriale cumulate					
A	B	1	2	3	4	5	6	7=5-6	8
CHELTUIELI TOTAL		45,000,000	13,336,000	13,336,000	13,336,000	13,335,055	13,043,327	291,728	
SECTIUNEA DE DEZVOLTARE (cod 51+55+56+70+84)	D	45,000,000	13,336,000	13,336,000	13,336,000	13,335,055	13,043,327	291,728	
CHELTUIELI DE CAPITAL (cod 71+72+75)	70	45,000,000	13,336,000	13,336,000	13,336,000	13,335,055	13,043,327	291,728	
TITLUL XII ACTIVE NEFINANCIARE (cod 71.01+71.02+71.03)	71	45,000,000	13,336,000	13,336,000	13,336,000	13,335,055	13,043,327	291,728	
Active fixe (inclusiv reparatii capitale)(cod 71.01.01 la 71.01.30)	7101	45,000,000	13,336,000	13,336,000	13,336,000	13,335,055	13,043,327	291,728	
Alte active fixe	710130	45,000,000	13,336,000	13,336,000	13,336,000	13,335,055	13,043,327	291,728	

NOTA: Sumele inscrise in col. 5 "Plati efectuate" cu semnul minus la Titlul 85, art. 85.01 "Plati efectuate din anii precedenti si recuperate in anul curent", se inscriu si pe col. 3 "Angajamente bugetare" si col. 4 "Angajamente legale" la acelasi cod tot cu semnul minus, astfel incat in col. 6 "Angajamente legale de platit" sa nu fie raportate sume.

PRESEANTEA DE SEANTA,  
 APOSTOL CEALEI COSMIN BOGBAN

